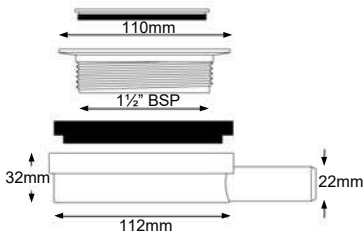
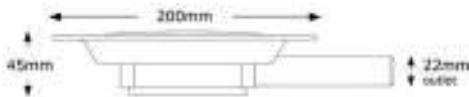


**UPSW-3-22, for Swift & Falcon 40 shower trays**



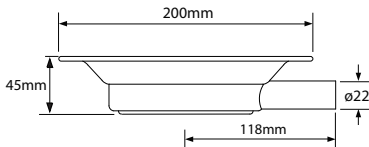
**UPSW-4, for Eagle TWO, Falcon 30 & Prinia shower trays**



**CUW01, for wetroom floor formers**



**CUW02, for screeded wet floors**



**USG1, for wetroom floor formers**



Full technical details for shower wastes can be found at

[www.contour-showers.co.uk](http://www.contour-showers.co.uk)



## PUMPED - SHOWER TRAY

- A selection of wastes to be used in conjunction with a shower waste pump.
- Chrome top flange, easy to clean. No centre screw for easy access.
- 22mm outlet.

### UPSW-3-22

- Use with Swift, Falcon 40, Sandmartin, Kingfisher or Kite shower trays, limited floor excavation may be required.
- 85mm chrome plated flange & grid fitting.

### UPSW-4

- Use with our Eagle TWO, Falcon 30 or Prinia shower trays.
- 110mm chrome plated flange & petal grid fitting.

## PUMPED - FLOOR FORMER

- Top access, easy to clean with 22mm outlet.
- Manufactured in white ABS, will withstand wheelchair loadings.
- Stainless steel options available for a modern appearance or if laying a tiled floor.

### CUW01

- Use with a ShowerDec® wetroom floor former & flexible sheet flooring.
- Increased outlet length for easier installation.

### CUW02 SCREED TRAP

- For use when laying a traditional screeded wet floor area.
- Provides a permanent, non-removable joint between gully & pipework.
- Increased outlet length for easier installation.

### USG1-WH GULLY

- Option for use with a ShowerDec® wetroom floor former & flexible sheet flooring.
- 150mm stainless steel square option for use with floor tiles, (8mm depth).
- Round stainless steel option for use with vinyl flooring.