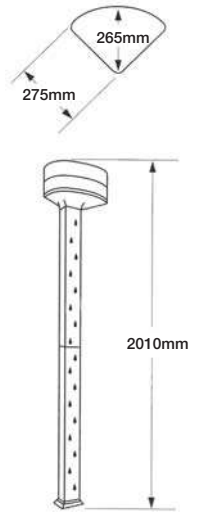




Description	Reference
Body Dryer	04BD-01

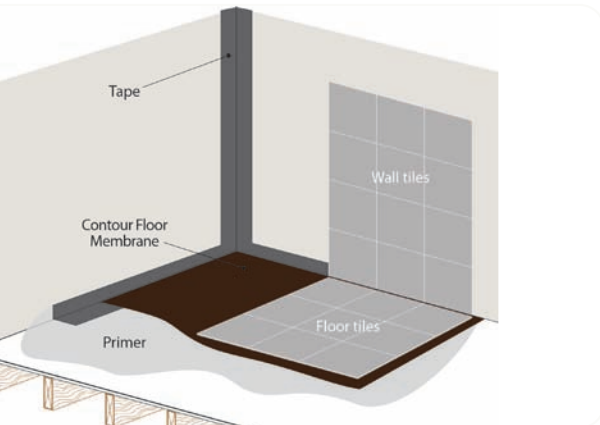
**BODY DRYER**

- Easily dry the users body properly with minimum effort.
- Warm pressurised air eliminates any skin rubbing or chaffing.
- Easily operated control either by the push button located on the unit or via a remote air operated bellows, *see inset left*.
- Average air outlet temperature 20°C / 68°F.
- Suitable for corner installation in the shower or over a bathtub.
- Regular use helps reduce limescale build up & mould growth in the shower area.
- When used with the Tern rotating, level access shower tray, it puts the user in complete control of their showering routine, *see page 18*.



**WETROOM TANKING MEMBRANE**

- A pre-formed flexible self-adhesive waterproof membrane.
- Permanent waterproof bond for use prior to laying tiles onto a wetroom floor.
- Ideal for use on timber, masonry, concrete, plasterboards, gypsum & existing ceramic or natural stone.
- Once applied, the membrane is ready to tile immediately.
- Membrane is cold applied, consisting of a 1mm thick butyl waterproof layer, incorporating a fleece on one side.
- Can be installed over a thermal board. Heating restricted at 32°. Electrical heating max 150w.
- Guaranteed for the lifetime of the tiled area when installed as per the manufacturers recommendations.
- Available in 5m<sup>2</sup> or 10m<sup>2</sup> kits.




Description	Reference
5m <sup>2</sup> Wetroom Tanking Kit	15WTK-50
10m <sup>2</sup> Wetroom Tanking Kit	15WTK-10

**Kit contents:**

- 5m<sup>2</sup> or 10m<sup>2</sup> Membrane,
- 500ml Primer,
- 10m Reinforcing Tape,
- 1 x Jointing Compound,
- 4 x Pre-formed Internal Corners.



Wetroom tanking membrane kit



Description	Reference
Wetroom Coving	15CC2000

**WETROOM COVING**

- Eliminates the need for installing separate coving & captile strips, *see left*.
- Rigid white ABS construction.
- Supplied in 2 metre lengths. Can be cut to size to suit.
- Significantly reduces on site labour.

**VENT AXIA LO CARBON EXTRACTOR FANS**

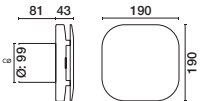
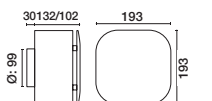
**REVIVE SELV 7**

- Designed specifically for Social Housing.
- Continuous running.
- Extracts up to 60l/s.
- LED display for commissioning.
- High performance, low sound & energy levels.
- 7 year warranty.

Vent Axia Revive



Vent Axia Response



Description	Reference
Revive SELV 7	15SF-VA07
Response 7 100 SELV	15SF-VA06

**RESPONSE 7 / SELV**

- Designed specifically for Social Housing.
- Continuous running.
- High performance on trickle to avoid going to boost too often.
- Quick & easy to install, low maintenance & reliable.
- Timer adjustable between 1 & 30 minutes.
- 7 year warranty.