

- LIFE TIME GUARANTEE
- Suits wooden floors
- Suits screeded floors
- 635kg<sup>2</sup>**  
LOAD CAPACITY  
**100 STONE!**  
Falcon 30  
Load capacity
- Choice of gravity wastes available
- Pumped waste available
- Cut to length - up to 300mm

## FALCON 30

Slim, 30mm high, gravity waste standard or bespoke shower trays for sustainable accessibility.

- Lowest entry, high performance tray range, just **30mm** high - **'BEST IN CLASS'**.
- Independently tested **'BEST IN CLASS'** anti-slip surface to DIN 51097:1992 **CLASS 'C'**. The highest achievable classification that tests slip resistance, with easy clean finish, *see right*.
- Addresses problematic spaces with the cut to size ability to suit any area where access may be restricted. Can be cut down by up to 300mm.
- **FREE** 'Cut to Length' service available on request.\*
- Reinforced SMC construction tested to withstand **100 Stone / 635Kg**.
- Exceptionally strong & self supporting, rests unsupported on the existing bathroom floor without being bedded down onto a sand and cement mix.
- Circular ribbed underside designed for setting into a concrete or screed base & eliminates slippage when installing.
- Waste positions situated to allow trap to avoid floor joists.
- Unique end cap easily seals & screws in place to conceal the cut end of the tray.\*\*
- Can be recessed into the floor if required by 30mm for level access.
- Lifetime guarantee.
- Trays not handed.

### FALCON 40 As the Falcon 30 range with the exception of:

- Low entry point for easy step-in access, **40mm** high.\*\*\*
- Tested to withstand **46 Stone / 270Kg**.
- Ramp R01, 800mm, or R02, 1850mm available as an optional accessory to assist wheelchair access, *see page 53*.
- Incorporating **Biomaster** antibacterial product protection.

\*If you require a tray cutting to size, this can be cut prior to despatch, longer lead-time may apply.  
 \*\*No end cap available for 900x900 or 1000x1000mm.  
 \*\*\*Falcon 40 does not have a ribbed underside.



Circular ribbed underside eliminates slippage when installing.



'Best in class' anti-slip surface to DIN 51097:1992 class 'C'. Highest achievable classification.



3 'screw ports' allow the tray to be cut down by up to 300mm & an end cap to be attached.



Low profile at only 30mm high, the Falcon 30 is the most versatile shower tray available.

### WASTE OPTIONS

Falcon 30 supplied with 50mm water seal, 1½" outlet ST90CPB-P-70 gravity waste. Flow rate in excess of 35 l/m.  
 Falcon 40 supplied with STW8B-95, 22 l/m.



For more waste options please see pages 46 - 47.



# FALCON 30 TRAY RANGE

INDEPENDENTLY TESTED & AWARDED THE HIGHEST ACHIEVABLE ANTI-SLIP CLASSIFICATION.

It is important to have a slip resistant shower tray to safeguard against fall prevention & to also ensure that the user has confidence using their newly adapted shower.



## INDEPENDENTLY TESTED

In accordance with DIN 51097:1992 testing of floor coverings  
 - Determination of Anti-slip properties - Wet loaded barefoot areas  
 - Walking method - Ramp test.

The angle of inclination is determined on a floor covering which is subjected to a continuous stream of water containing a wetting agent. The angle of inclination is used to assess the anti-slip properties under barefoot conditions.

| Mean angle of inclination | Quality group |
|---------------------------|---------------|
| > 12°                     | A             |
| > 18°                     | B             |
| > 24°                     | C             |

## RESULTS

The Mean angle of inclination was > 24° before the test was stopped. The Non Slip Pattern test concluded that the Falcon shower tray surface is classed as a **Quality Group 'C'**, the highest achievable classification available, and is the only easy access shower tray available classed in Group 'C'.



**FREE**  
 CUT TO LENGTH  
 SERVICE  
 AVAILABLE  
 Please ask

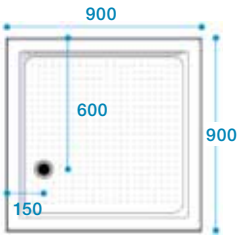
Unique end cap can be used to make bespoke tray lengths.

The table below indicates how a standard size tray can be cut to length to make other common size shower trays or bespoke sizes.

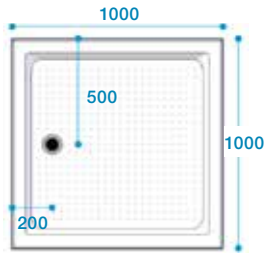
| Tray                    | Standard Length (mm) | Standard Width (mm) | Cut Down To Lengths (mm) |          |          |
|-------------------------|----------------------|---------------------|--------------------------|----------|----------|
| <b>FALC30-900x900</b>   | 900                  | 900                 | -                        | -        | -        |
| <b>FALC30-1000x1000</b> | 1000                 | 1000                | -                        | -        | -        |
| <b>FALC30-1300x700</b>  | 1300                 | 700                 | 1200x700                 | -        | -        |
| <b>FALC30-1400x800</b>  | 1400                 | 800                 | 1300x800                 | 1200x800 | 1100x800 |
| <b>FALC30-1500x700</b>  | 1500                 | 700                 | 1400x700                 | -        | -        |
| <b>FALC30-1800x700</b>  | 1800                 | 700                 | 1700x700                 | -        | -        |
| <b>FALC30-1800x800</b>  | 1800                 | 800                 | 1500x800                 | -        | -        |

## FALCON 30

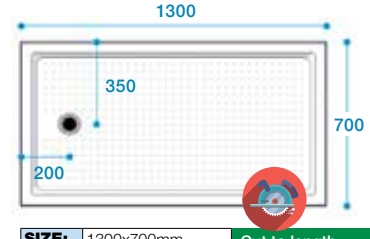
30mm high Falcon shower trays illustrated below. Use the matrix opposite to identify door options which can be used with each tray.



**SIZE:** 900x900mm  
**REF:** FALC30-900x900

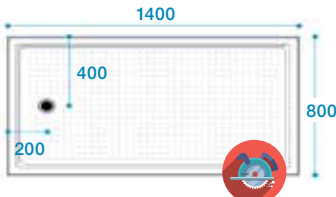


**SIZE:** 1000x1000mm  
**REF:** FALC30-1000x1000



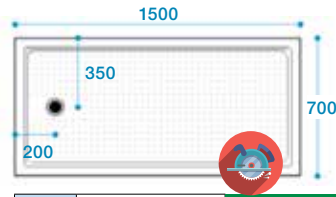
**SIZE:** 1300x700mm  
**REF:** FALC30-1300x700

Cut to length minimum: 1000mm



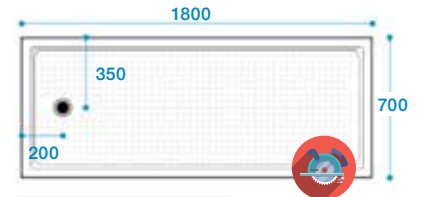
**SIZE:** 1400x800mm  
**REF:** FALC30-1400x800

Cut to length minimum: 1100mm




**SIZE:** 1500x700mm  
**REF:** FALC30-1500x700

Cut to length minimum: 1200mm



**SIZE:** 1800x700mm  
**REF:** FALC30-1800x700

Cut to length minimum: 1500mm

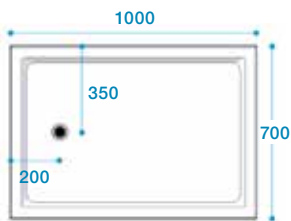


**SIZE:** 1800x800mm  
**REF:** FALC30-1800x800

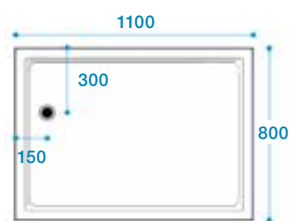
Cut to length minimum: 1500mm

## FALCON 40

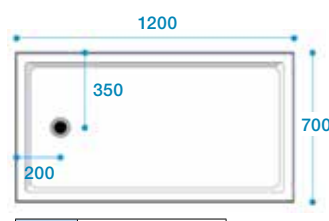
40mm high Falcon shower trays illustrated below. Use the matrix opposite to identify door options which can be used with each tray.



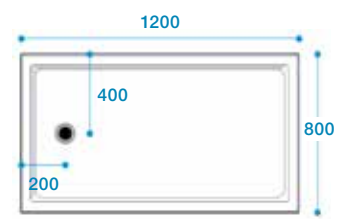
**SIZE:** 1000x700mm  
**REF:** FALC1000x700



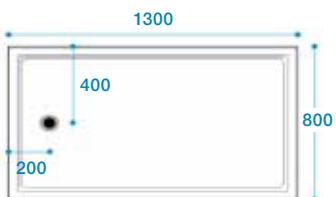
**SIZE:** 1100x800mm  
**REF:** FALC1100x800



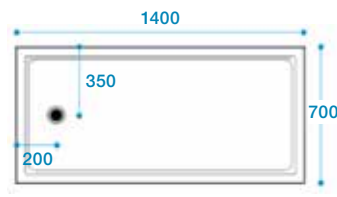
**SIZE:** 1200x700mm  
**REF:** FALC1200x700



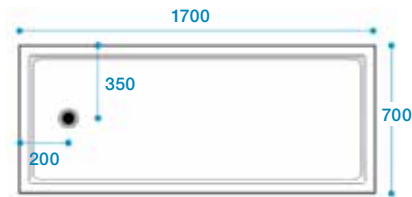
**SIZE:** 1200x800mm  
**REF:** FALC1200x800



**SIZE:** 1300x800mm  
**REF:** FALC1300x800



**SIZE:** 1400x700mm  
**REF:** FALC1400x700



**SIZE:** 1700x700mm  
**REF:** FALC1700x700

# FALCON TRAY RANGE & DOOR OPTIONS

The matrix, below, indicates door options that can be used with each Falcon shower tray.

| OPTIONS | HANDED | FALCON 30 |           |          |          |          |          |          |          |          | FALCON 40 |          |          |          |          |  |  |
|---------|--------|-----------|-----------|----------|----------|----------|----------|----------|----------|----------|-----------|----------|----------|----------|----------|--|--|
|         |        | 900x900   | 1000x1000 | 1300x700 | 1400x800 | 1500x700 | 1800x700 | 1800x800 | 1000x700 | 1100x800 | 1200x700  | 1200x800 | 1300x800 | 1400x700 | 1700x700 |  |  |
| WF1     | Y      | ✓         | ✓         | ✓        | ✓        | ✓        |          |          |          | ✓        | ✓         | ✓        | ✓        | ✓        | ✓        |  |  |
| WF2     | N**    | ✓         |           |          |          |          |          |          |          | ✓        |           |          |          |          |          |  |  |
| WF3     | N**    | ✓         | ✓         | ✓        | ✓        | ✓        |          |          |          | ✓        | ✓         | ✓        | ✓        | ✓        |          |  |  |
| WF4     | Y      |           | ✓         | ✓        | ✓        | ✓        |          |          |          | ✓        | ✓         | ✓        | ✓        | ✓        |          |  |  |
| WF5     | N      | ✓         | ✓         |          |          |          |          |          |          |          |           |          |          |          |          |  |  |
| WF6     | Y      | ✓         | ✓         | ✓        | ✓        |          |          |          |          | ✓        | ✓         | ✓        | ✓        | ✓        |          |  |  |
| WF7     | Y      | ✓         | ✓         | ✓        | ✓        | ✓        |          |          |          | ✓        | ✓         | ✓        | ✓        | ✓        |          |  |  |
| WF8     | Y      | ✓         | ✓         | ✓        | ✓        | ✓        |          |          |          | ✓        | ✓         | ✓        | ✓        | ✓        |          |  |  |
| WF9     | Y      | ✓         | ✓         | ✓        | ✓        | ✓        |          |          |          | ✓        | ✓         | ✓        | ✓        | ✓        |          |  |  |
| WF10    | Y      | ✓         | ✓         | ✓        | ✓        | ✓        |          |          |          | ✓        | ✓         | ✓        | ✓        | ✓        |          |  |  |
| WF11    | Y      | ✓         | ✓         | ✓        | ✓        | ✓        |          |          |          | ✓        | ✓         | ✓        | ✓        | ✓        |          |  |  |
| WF12    | Y      |           | ✓         | ✓        | ✓        | ✓        |          |          |          | ✓        | ✓         | ✓        | ✓        | ✓        | ✓        |  |  |
| WF13    | Y      | ✓         | ✓         | ✓        | ✓        | ✓        |          |          |          | ✓        | ✓         | ✓        | ✓        | ✓        |          |  |  |
| WF14    | Y      | ✓         | ✓         |          |          |          |          |          |          | ✓        | ✓         |          |          |          |          |  |  |
| WF15    | N      | ✓         | ✓         | ✓        | ✓        | ✓        |          | ✓        |          | ✓        | ✓         | ✓        | ✓        | ✓        |          |  |  |
| WF16    | Y      | ✓         | ✓         | ✓        | ✓        | ✓        |          |          |          | ✓        | ✓         | ✓        | ✓        | ✓        |          |  |  |
| WF17    | Y      |           | ✓         | ✓        | ✓        | ✓        |          |          |          | ✓        | ✓         | ✓        | ✓        | ✓        | ✓        |  |  |
| WF18    | Y      |           | ✓         | ✓        | ✓        | ✓        |          |          |          | ✓        | ✓         | ✓        | ✓        | ✓        |          |  |  |
| WF19    | N      |           | ✓         | ✓        | ✓        | ✓        |          | ✓        |          | ✓        | ✓         | ✓        | ✓        | ✓        | ✓        |  |  |
| WF20    | Y      |           | ✓         | ✓        |          |          |          |          |          | ✓        | ✓         | ✓        |          |          |          |  |  |
| WF21    | Y      |           | ✓         | ✓        | ✓        | ✓        |          |          |          | ✓        | ✓         | ✓        | ✓        | ✓        | ✓        |  |  |
| WF22    | Y      |           |           | ✓        | ✓        | ✓        |          | ✓        |          | ✓        | ✓         | ✓        | ✓        | ✓        | ✓        |  |  |
| WF23    | Y      |           | ✓         | ✓        | ✓        | ✓        |          |          |          | ✓        | ✓         | ✓        | ✓        | ✓        | ✓        |  |  |
| WF24    | Y      |           |           | ✓        | ✓        | ✓        |          | ✓        |          | ✓        | ✓         | ✓        | ✓        | ✓        | ✓        |  |  |
| WF25    | Y      |           |           | ✓        | ✓        | ✓        |          | ✓        |          | ✓        | ✓         | ✓        | ✓        | ✓        | ✓        |  |  |
| WF26    | N      |           |           |          |          | ✓        |          | ✓        |          | ✓        | ✓         |          |          |          | ✓        |  |  |
| WF27    | Y      |           |           |          |          | ✓        |          | ✓        |          | ✓        | ✓         |          |          |          | ✓        |  |  |
| WF28    | Y      | ✓         | ✓         | ✓        | ✓        | ✓        |          |          |          | ✓        | ✓         | ✓        | ✓        | ✓        |          |  |  |
| WF29    | Y      | ✓         |           |          |          |          |          |          |          | ✓        |           |          |          |          |          |  |  |
| WF30    | Y      | ✓         | ✓         | ✓        | ✓        | ✓        |          |          |          | ✓        | ✓         | ✓        | ✓        | ✓        |          |  |  |
| WF31    | Y      | ✓         | ✓         | ✓        | ✓        | ✓        |          |          |          | ✓        | ✓         | ✓        | ✓        | ✓        |          |  |  |
| WF32    | Y      |           | ✓         | ✓        | ✓        | ✓        |          | ✓        |          | ✓        | ✓         | ✓        | ✓        | ✓        | ✓        |  |  |
| WF33    | Y      |           |           | ✓        | ✓        | ✓        |          | ✓        |          |          |           | ✓        | ✓        | ✓        | ✓        |  |  |
| WF34    | Y      |           |           | ✓        | ✓        | ✓        |          | ✓        |          |          |           | ✓        | ✓        | ✓        | ✓        |  |  |
| WF35    | Y      |           |           |          |          | ✓        |          | ✓        |          | ✓        | ✓         |          |          |          | ✓        |  |  |
| WFX     | Y      | ✓         | ✓         | ✓        | ✓        | ✓        |          | ✓        |          | ✓        | ✓         | ✓        | ✓        | ✓        | ✓        |  |  |
| WFY     | Y      | ✓         | ✓         | ✓        | ✓        | ✓        |          | ✓        |          | ✓        | ✓         | ✓        | ✓        | ✓        | ✓        |  |  |

\*\*WF2 & WF3 are not handed unless doors are unequal widths

ORDER TOGETHER FOR NEXT WORKING DAY DELIVERY...

|   |   |   |  |                                   |   |
|---|---|---|--|-----------------------------------|---|
| <p><b>22</b><br/>Shower doors &amp; glass screens</p> |  | <p><b>42</b><br/>Antibacterial curtains &amp; rails</p> |  | <p><b>32</b><br/>Shower seats</p> |  |
|---|---|---|--|-----------------------------------|---|